

Libby:

Access Books, Audiobooks, and Magazines from your **Android Phone or Tablet**, **iPhone or iPad**, **Kindle Fire**, or **Laptop / Computer**

- [Install Libby](#) - page 2
- [Add Library Card](#) - pages 3-5
- [Search & Borrow or Hold](#) - pages 6-9
- [Continue Reading & Manage Loans \(Shelf\)](#) - page 10
- [Manage Holds \(Shelf\)](#) - page 11
- [Create Tags \(Shelf\)](#) - page 12
- [Manage Notifications \(Settings\)](#) - page 13
- [Labeled Icons \(Settings\)](#) - page 14

Tip - If at any point you need help, visit us at GHPL, call (614-486-2951), or submit a [Device Advice form](#).

If your device is not listed above, see [Kindle Paperwhite help from OverDrive](#) (will require second device), [Kobo help from OverDrive](#), and [Nook help from OverDrive](#).

Not finding what you need, search [OverDrive help](#) or [Libby help](#).

Install Libby

Android Phone or Tablet

What you need: WiFi or data connection and perhaps Google Play username and password

1 Open Google Play



2 Search for Libby



Libby, by OverDrive
OverDrive, Inc.

3 Install

iPhone or iPad

What you need: WiFi or data connection and Apple Store username and password

1 Open Apple Store



2 Search for Libby



Libby, by OverDrive
OverDrive, Inc.

3 Get


Kindle Fire

What you need: WiFi or data connection

1 Open Appstore



2 Search for Libby



Libby, by OverDrive
OverDrive, Inc.

3 Get

Laptop / Computer

What you need: WiFi or wired Internet connection

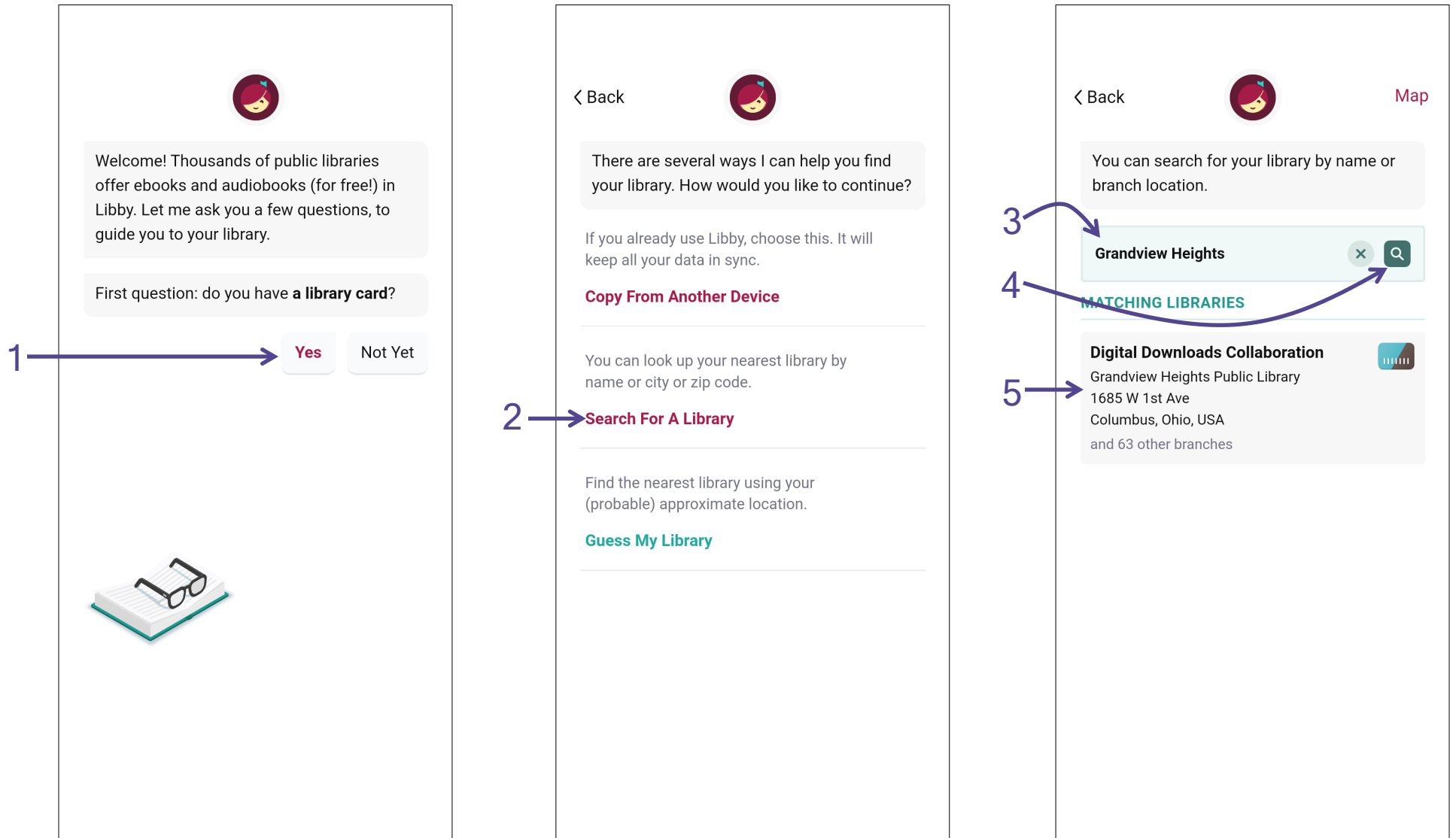
1 Open your favorite web browser



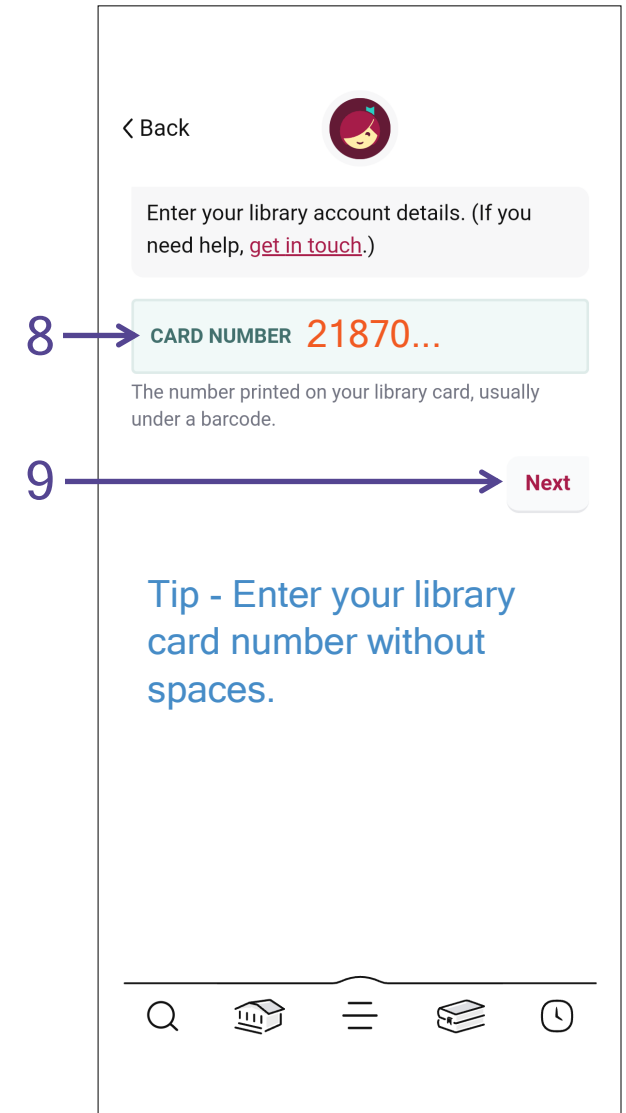
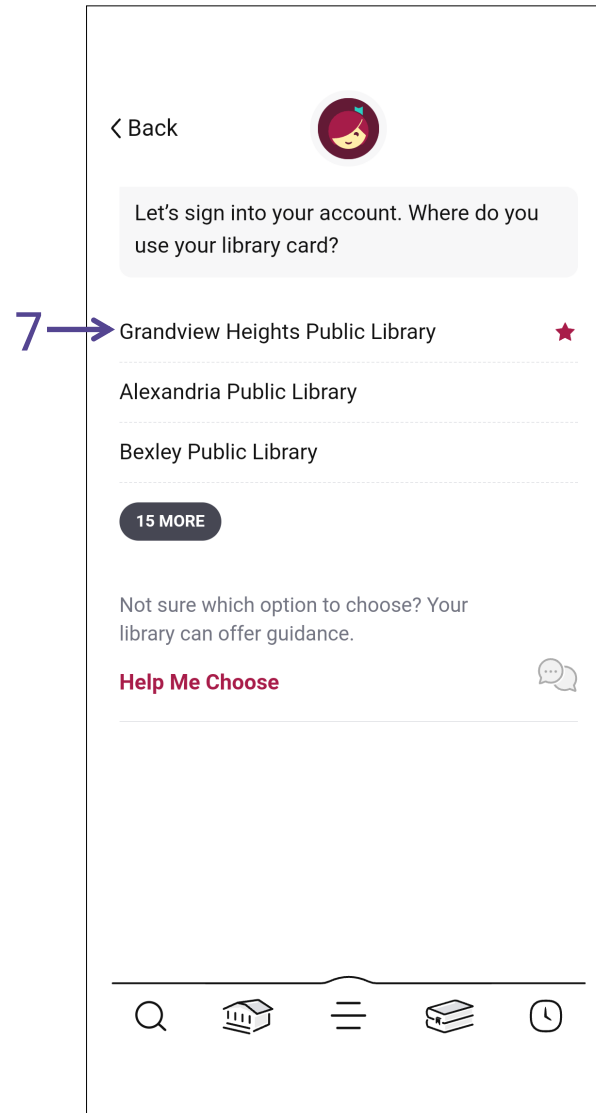
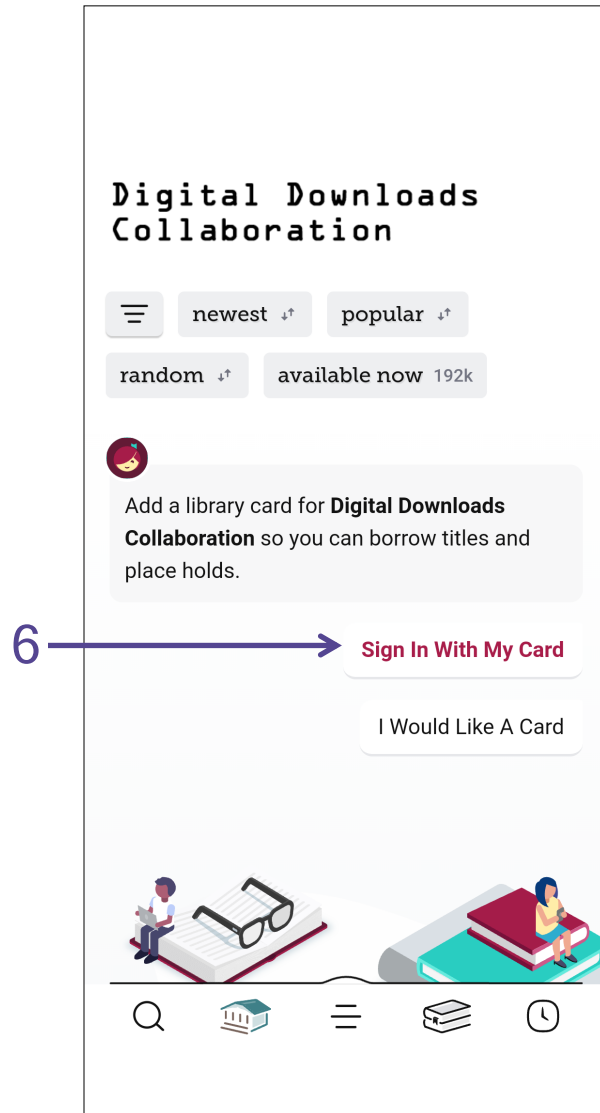
2 Go to libbyapp.com

Add Library Card

What you need: WiFi, data, or wired Internet connection and Library Card and 4 Digit Pin. If you do not have a GHPL card, you can sign up online (<https://www.ghpl.org/about-page/#toggle-id-1>) or at the Library. Or you can sign in with a card from other members of the Digital Downloads Collaboration e.g., CML, UA, Worthington, SWPL.



Add Library Card



Add Library Card

< Back

Enter your library account details. (If you need help, [get in touch.](#))

CARD NUMBER 21870...

10 → PIN ####

Don't know your PIN? Ask your library.

11 → Sign In

Tip - If needed you can reset your pin, online (<https://catalog.clcoho.org/polaris/l-ogon.aspx>) or by calling (614-486-2951) or visiting the Library.

< Back

Okay, you're signed in! Here is your library card.

21870

LOANS 0 of 25

HOLDS 0 of 25

12 → Rename Card Next

Tip - You can borrow 25 items and place 25 holds.

Digital Downloads Collaboration

newest ↑ popular ↑

random ↑ available now 192k

If you prefer to read with Kindle, we can open books directly to your Kindle device or Kindle app.

13 → Yes, I Read With Kindle Skip

Tip - There are advantages to reading within the Libby app (so you may want to choose "skip").

Read with Kindle

Tip - If you have a card from the Delaware County District Library, Pataskala Public Library, or another library outside of the Digital Downloads Collaboration, you can add their library card to access different digital library collections. From the menu (three horizontal lines), select "Add Library" then follow steps 3 to 12.


Search & Borrow or Hold

What you need: WiFi, data, or wired Internet connection

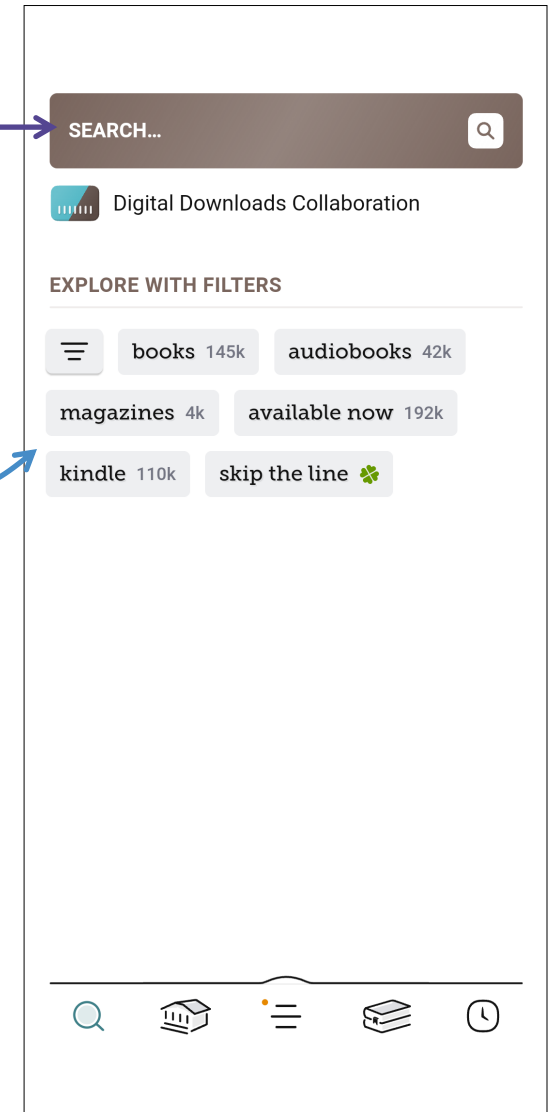
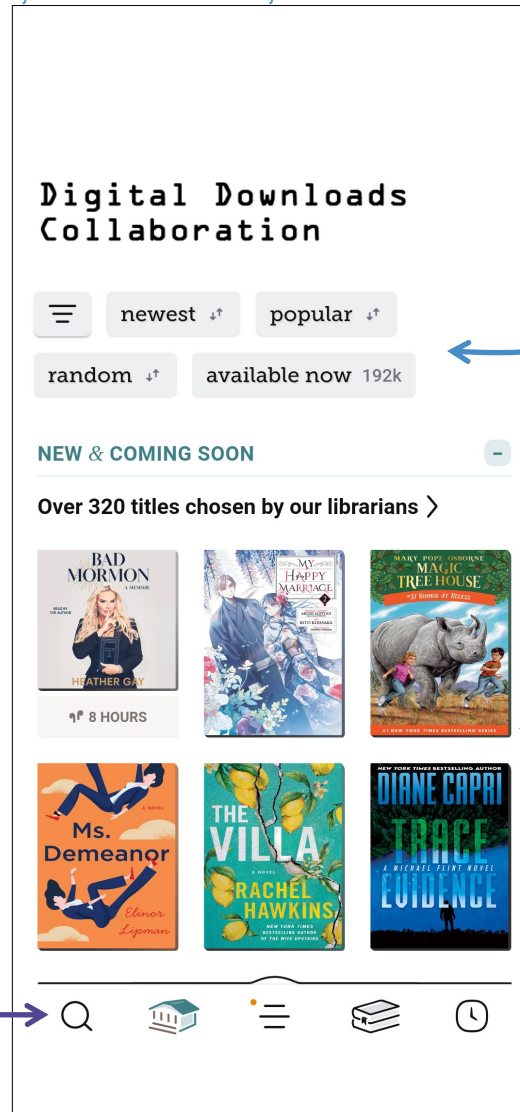
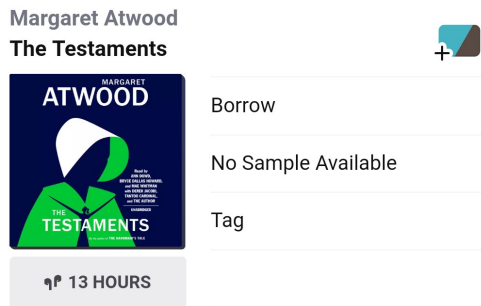
Tip - If you do not have a particular author, title, or topic in mind, you can browse lists (scroll to see more) or see what is new, popular, available now, etc.

Tip - Search for author, title, series or topic.

Tip - This is what a book looks like

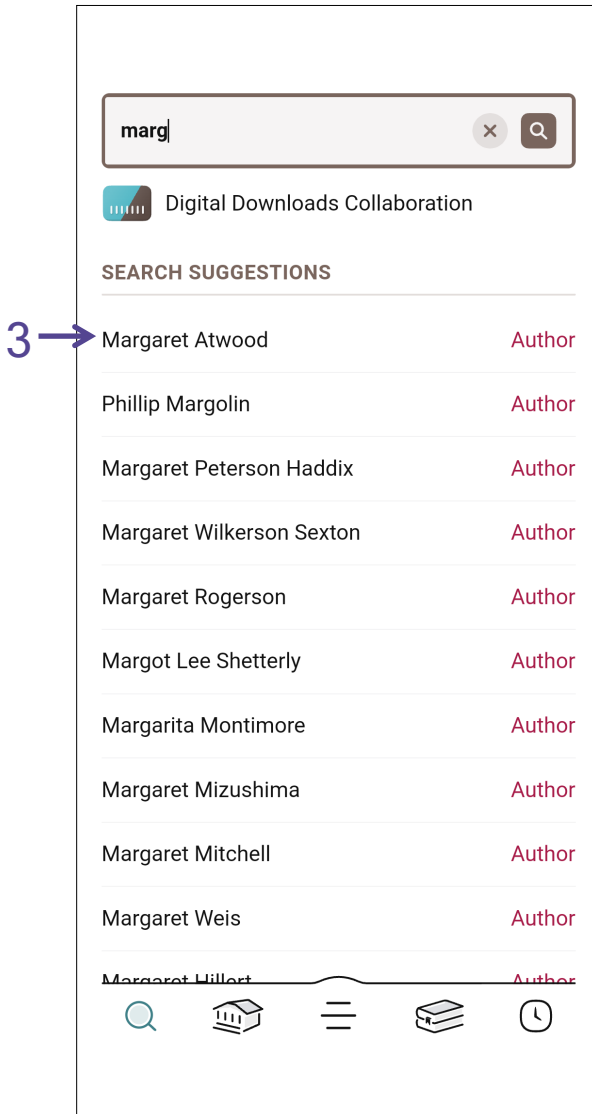




And this is what an audiobook looks like

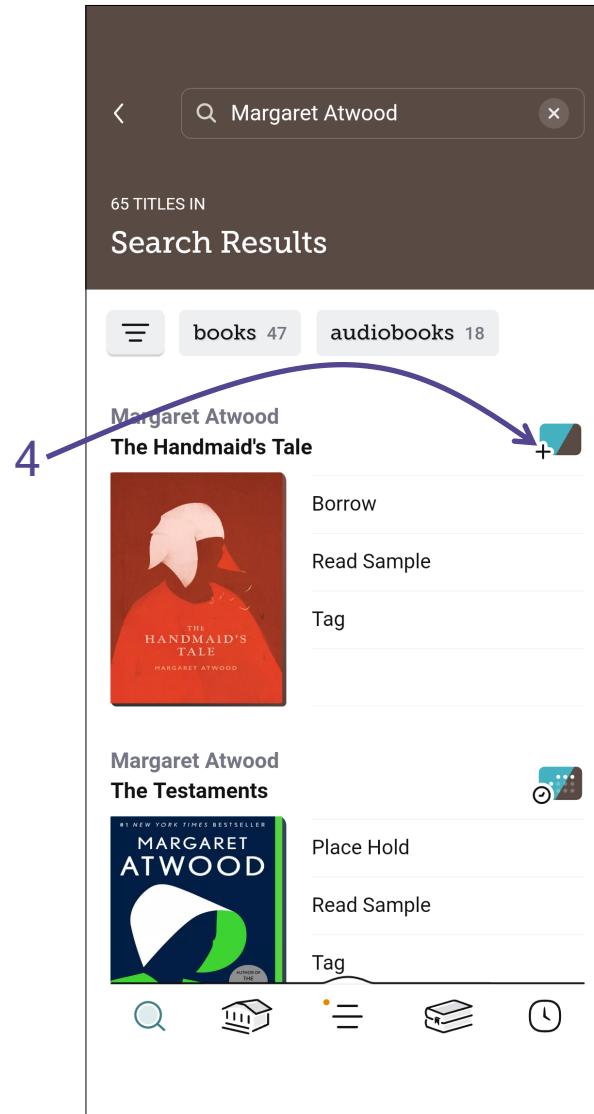


Search & Borrow or Hold

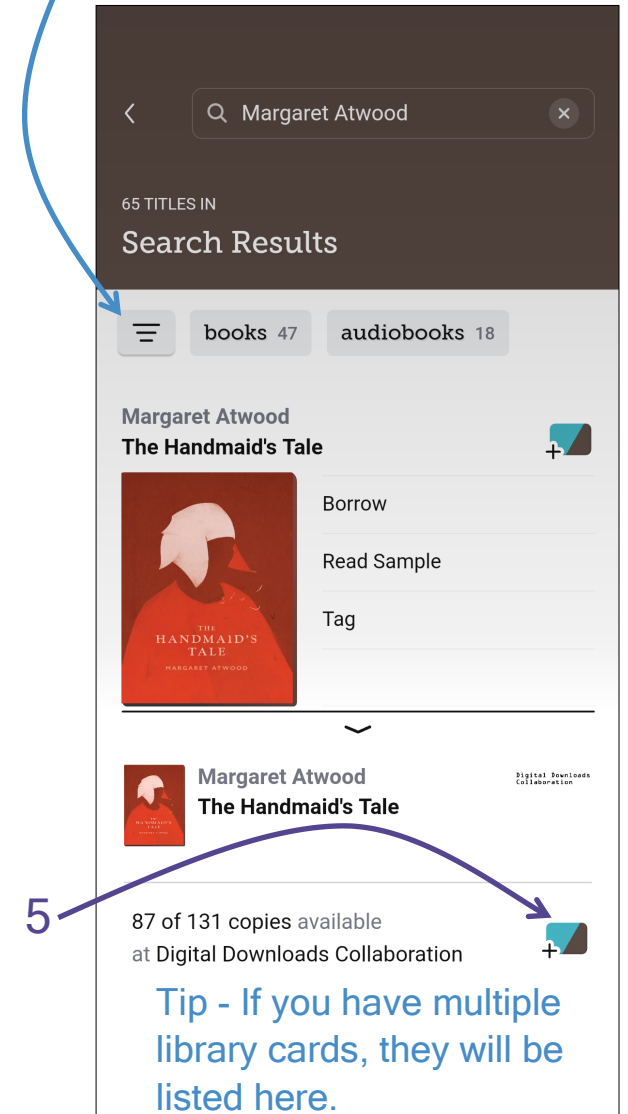
Tip - When you start typing, a list of suggestions will appear. At any point, select what you want from the list.



Tip - Items to borrow have  and items to hold have .



Tip - Adjust your search by format, subject, etc. by using Filters.



Search & Borrow or Hold

Back arrow icon

Borrowing

The Handmaid's Tale
Margaret Atwood

Digital Downloads Collaboration

21870

LOANS 0 / 25
HOLDS 0 / 25

Borrowing for... **21 days**

BORROW

6 →

Back arrow icon

The Handmaid's Tale
Margaret Atwood

Borrowed until 28 Dec 2022.

Digital Downloads Collaboration

Open Book

7 → Keep Browsing

Go To Shelf

Tip - If you want to start reading the book select "Open Book" or if you want to see what you borrowed or have on hold select "Go To Shelf."

Back arrow icon

Q Margaret Atwood

65 TITLES IN

Search Results

books 47 audiobooks 18

Margaret Atwood

The Handmaid's Tale

Borrow

Read Sample

Tag

8 →

Margaret Atwood

The Testaments

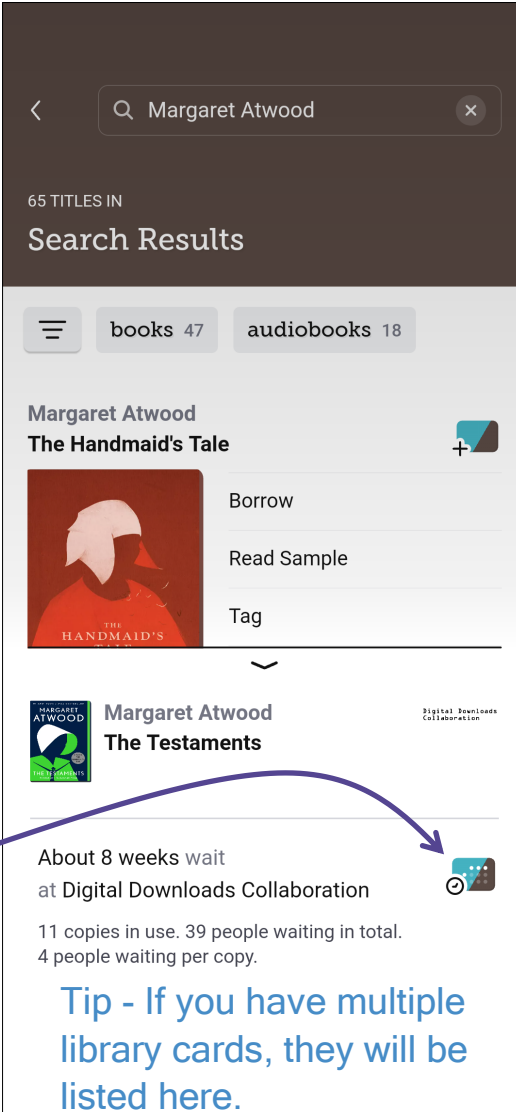
Place Hold

Read Sample

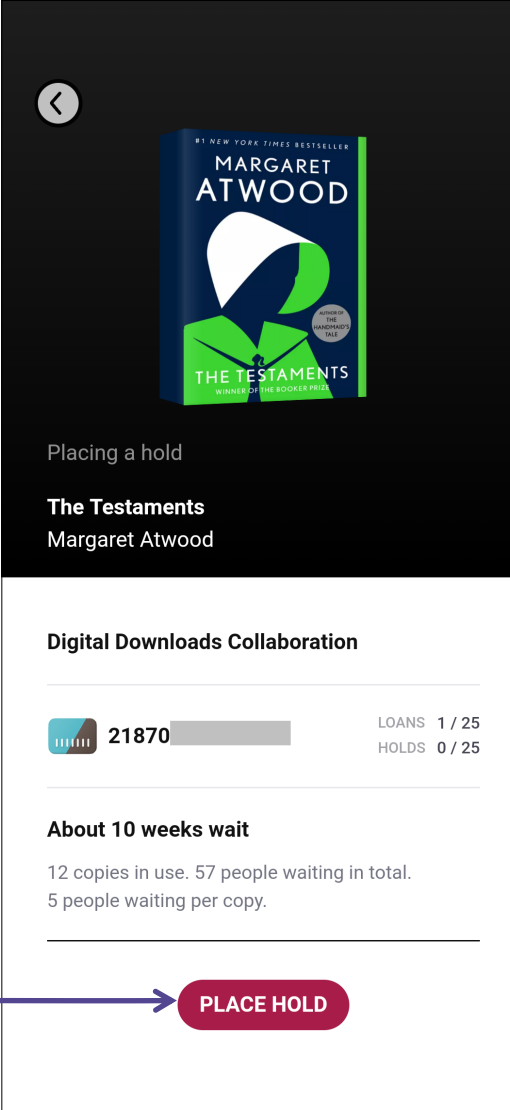
Tag

Search icon, Library icon, Menu icon, Shelf icon, Clock icon

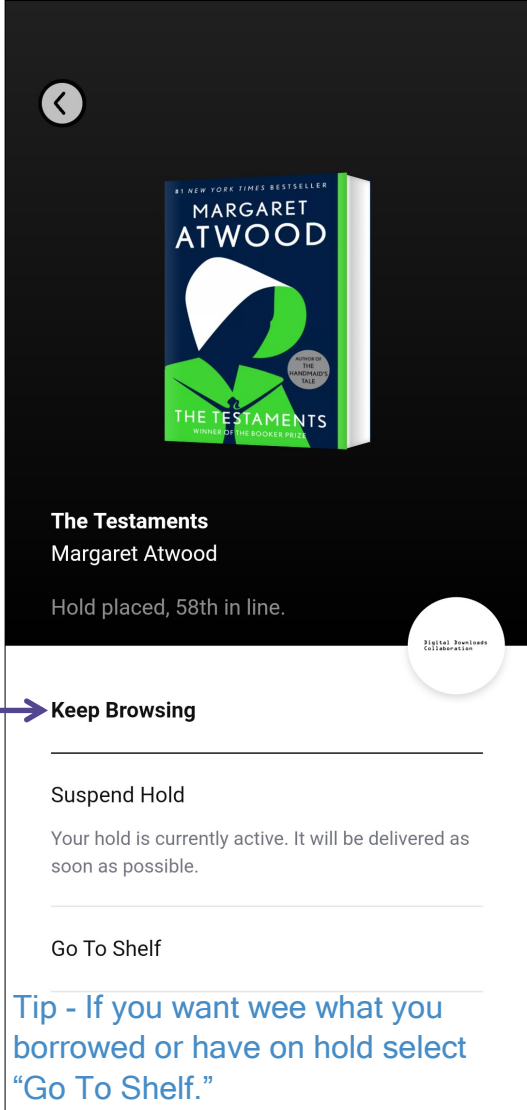
Search & Borrow or Hold



Search Results for Margaret Atwood. 65 titles in total. Filtered to books (47) and audiobooks (18). The top result is 'The Handmaid's Tale' by Margaret Atwood, with options to Borrow, Read Sample, or Tag. Below it is 'The Testaments' by Margaret Atwood, with a 'Digital Downloads Collaboration' icon. A callout box with a purple arrow points to the collaboration icon, stating: 'About 8 weeks wait at Digital Downloads Collaboration. 11 copies in use. 39 people waiting in total. 4 people waiting per copy. Tip - If you have multiple library cards, they will be listed here.'

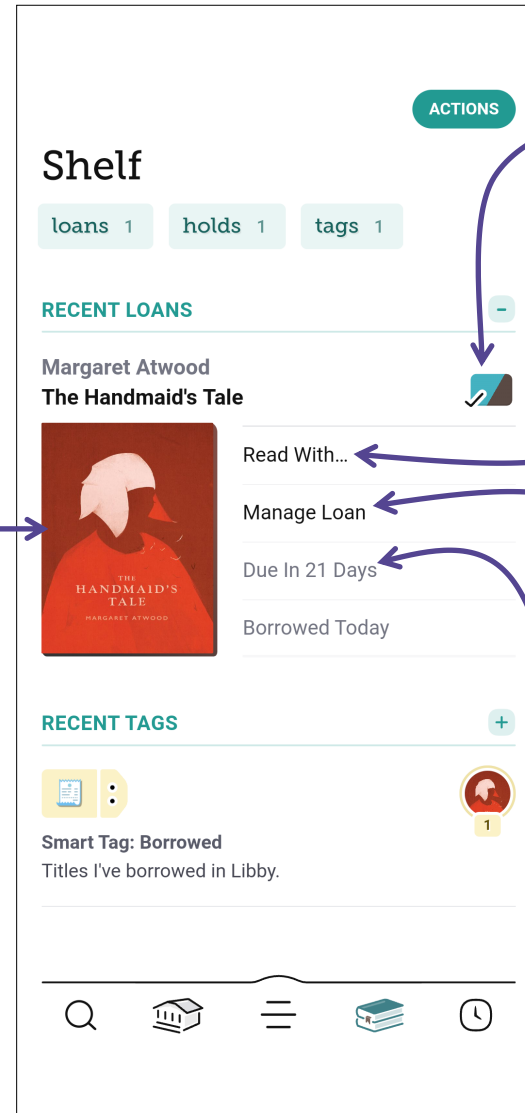
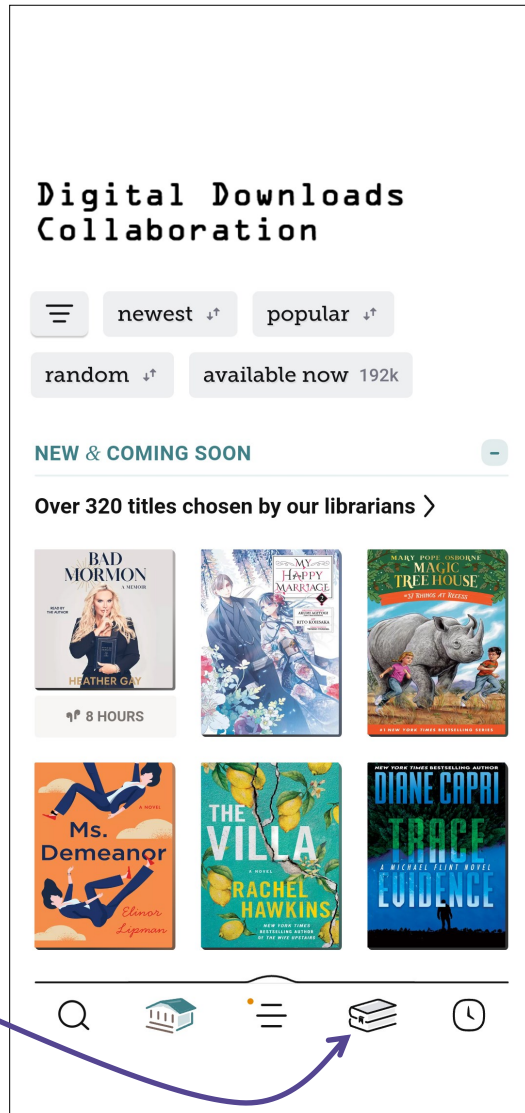


Book page for 'The Testaments' by Margaret Atwood. The book cover is shown at the top. Below the cover, it says 'Placing a hold'. The title and author are listed. A 'Digital Downloads Collaboration' section shows a progress bar with 21870 items, 1/25 loans, and 0/25 holds. Below that, it says 'About 10 weeks wait' with 12 copies in use and 57 people waiting in total. A purple callout box with an arrow points to a red 'PLACE HOLD' button.



Hold page for 'The Testaments' by Margaret Atwood. The book cover is shown at the top. Below the cover, it says 'The Testaments Margaret Atwood' and 'Hold placed, 58th in line.' A 'Digital Downloads Collaboration' icon is visible. A purple callout box with an arrow points to the 'Keep Browsing' button. Below the button are options to 'Suspend Hold' and 'Go To Shelf'. A tip at the bottom says: 'Tip - If you want see what you borrowed or have on hold select "Go To Shelf."'.

Continue Reading & Manage Loans (Shelf)



WiFi or data connection not needed once downloaded

Pick whether to read this book with Kindle or Libby App

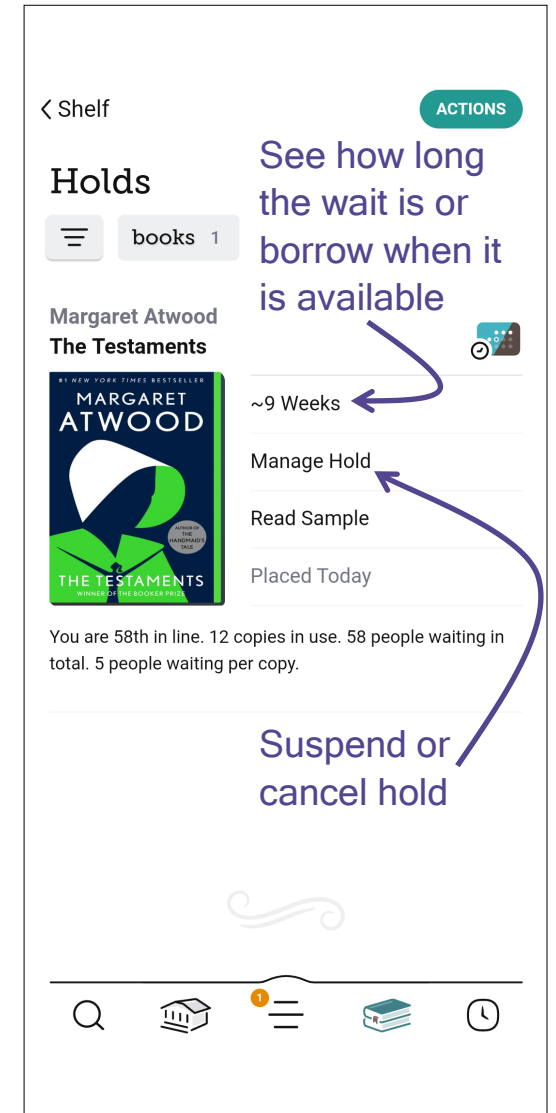
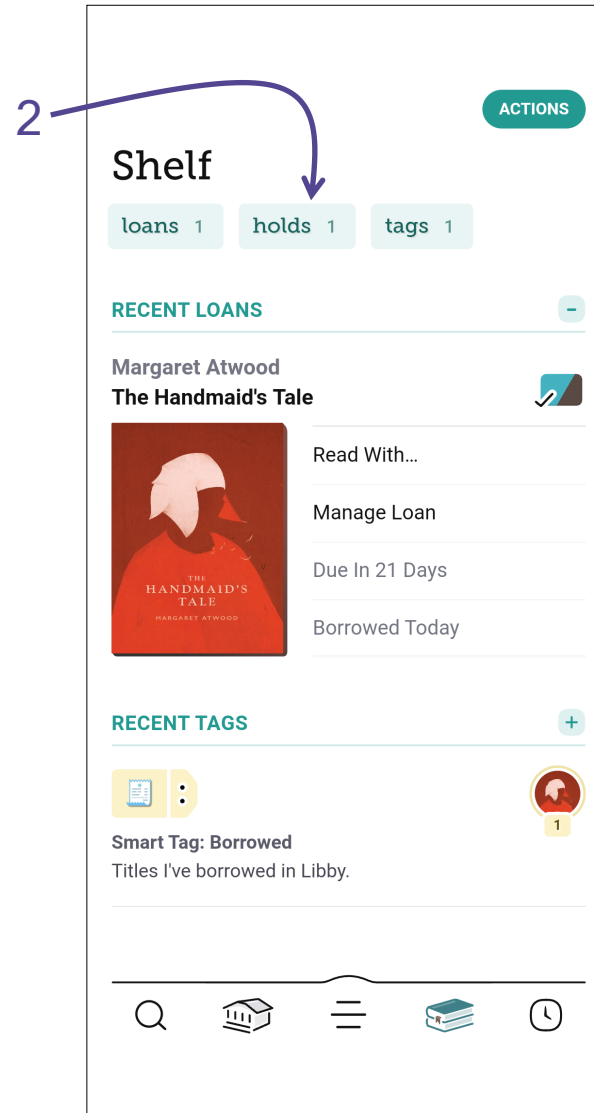
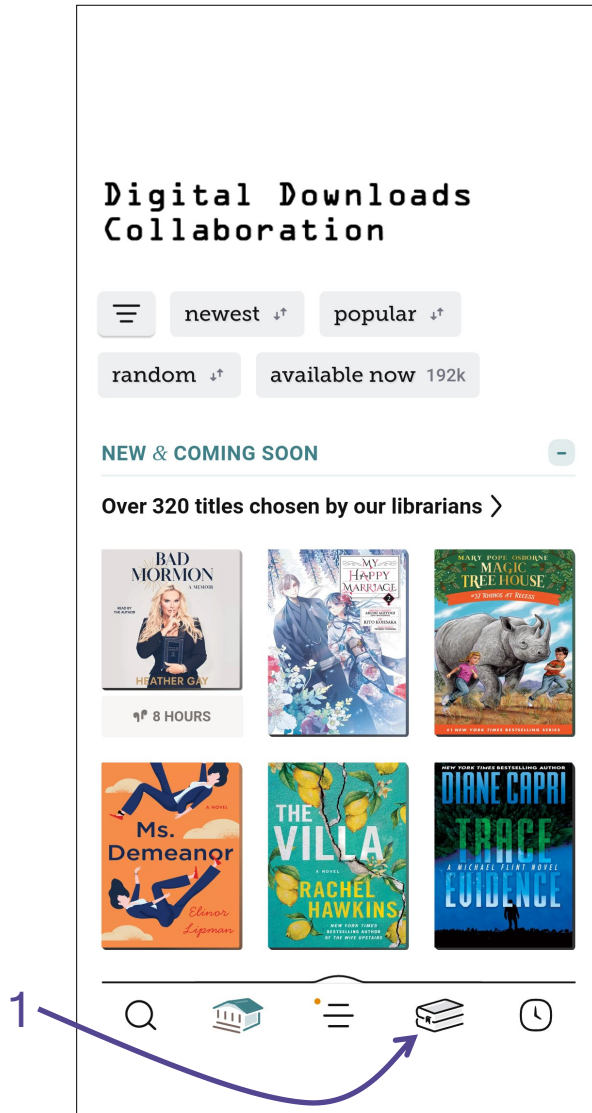
Return early, change which device to read the book with, or renew book (if no one has a hold)

Returned automatically on the due date.

To continue reading

1

Manage Holds (Shelf)



Create Tags (Shelf)

1

2

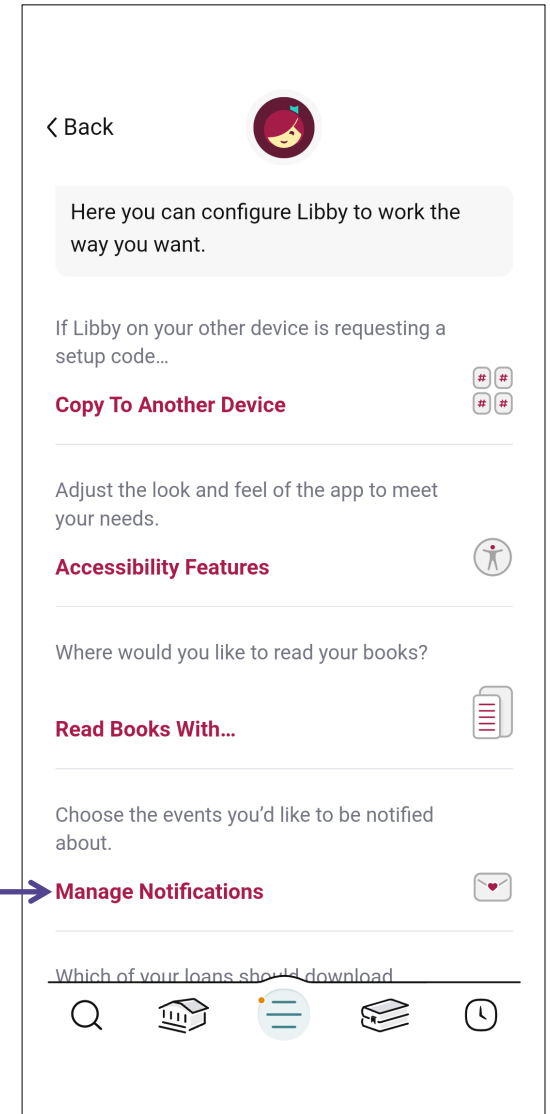
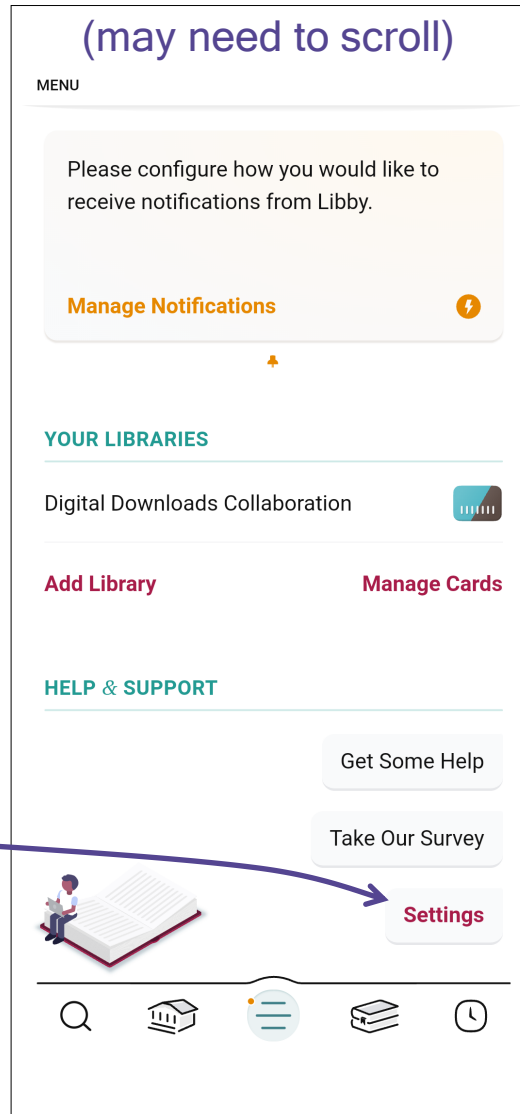
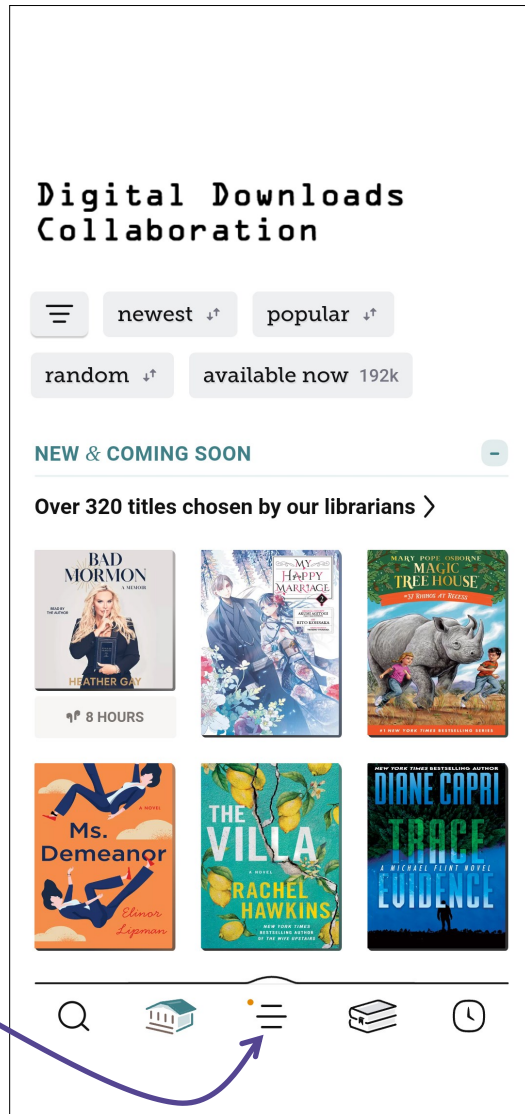
Create new tags

View all items in a tag

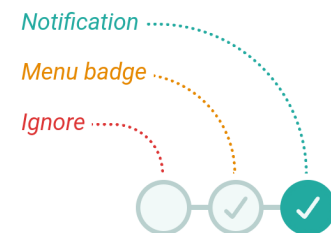
What are tags?
Ever wanted to create a wish list in Libby?
That's a common use for tags.
[Show Me How](#)

Tip - Use a 'Notify Me' tag to be notified when the next issue of a magazine is available. A 'Notify Me' tag to books and audiobooks that are currently not in the digital collection so you can notified if the title is purchased in the future.

Manage Notifications (Settings)



For each event type, select if you do not want a notification (ignore) or if you a dot (menu badge) on the menu (three horizontal lines) within the Libby app or if you want a push notification (notification) on displayed on your device.



Labeled Icons (Settings)

